



## Configuraciones Autónomo Horizontal

Las unidades permiten una fácil modificación de la configuración de impulsión y de retorno en la instalación, siendo los paneles intercambiables.

### Compactas

#### IMPULSIÓN

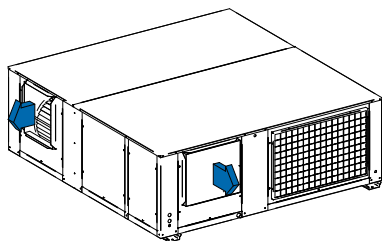


Fig.1 Impulsión Frontal / Lateral (F/L)

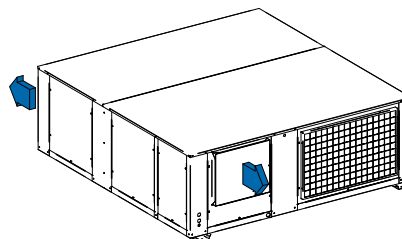


Fig.2 Impulsión Frontal (F)

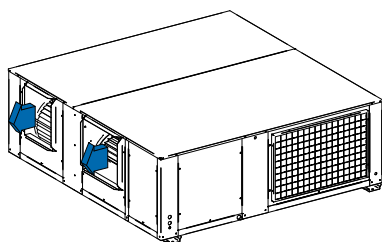


Fig.3 Impulsión Lateral (L)

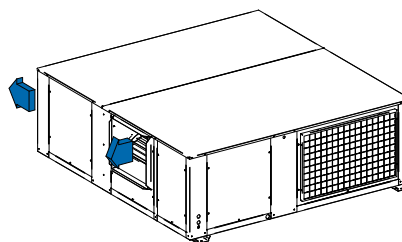


Fig.4 Impulsión Lateral / Frontal (L/F)

#### ASPIRACIÓN

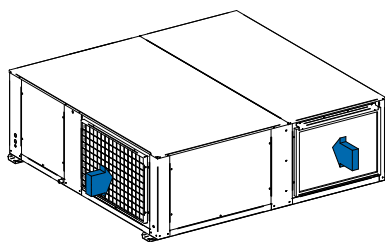


Fig. 1 Aspiración Frontal / Lateral (F/L)

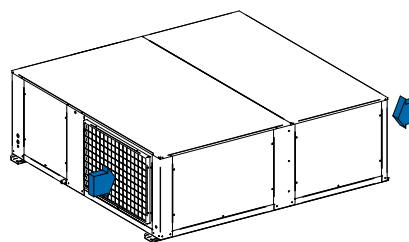


Fig. 2 Aspiración Frontal (F)

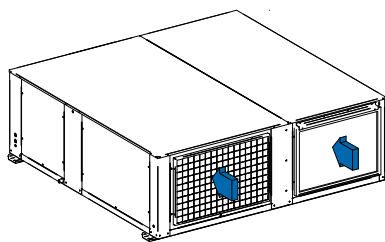


Fig.3 Aspiración Lateral (L)

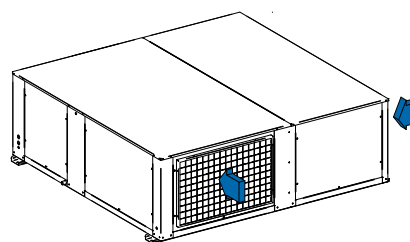


Fig.4 Aspiración Lateral / Frontal (L/F)

## Unidad Exterior (Condensadora)

### Partidas



#### IMPULSIÓN

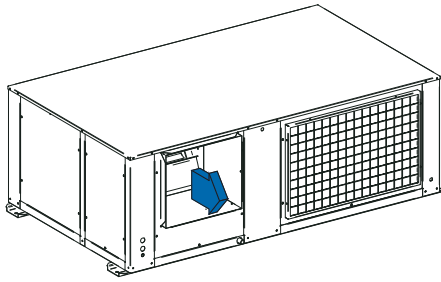


Fig.1 Impulsión Frontal (F)

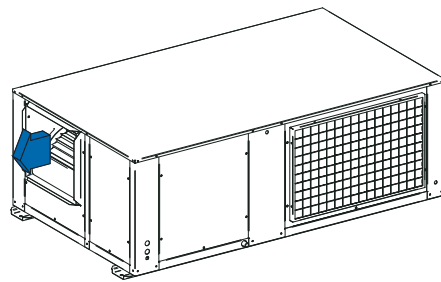


Fig.2 Impulsión Lateral (L)

#### ASPIRACIÓN

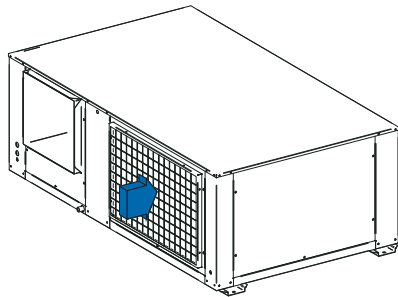


Fig.1 Aspiración Frontal (F)

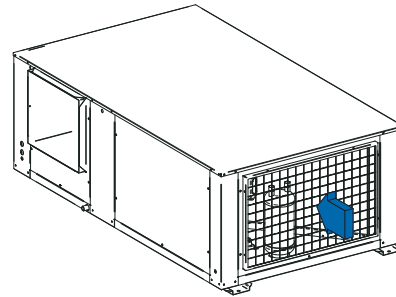


Fig.2 Aspiración Lateral (L)

## Unidad Interior (Evaporadora)

#### IMPULSIÓN

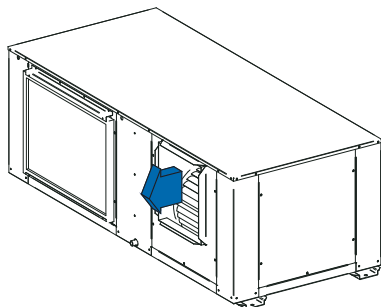


Fig.1 Impulsión Frontal (F)

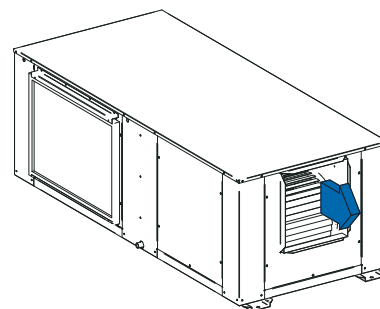


Fig.2 Impulsión Lateral (L)

#### RETORNO

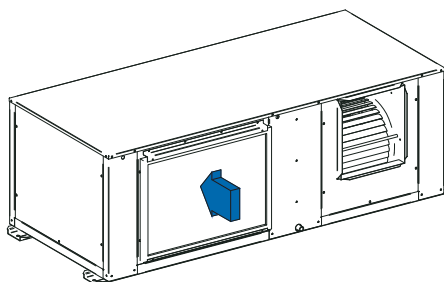


Fig.1 Retorno Frontal (F)

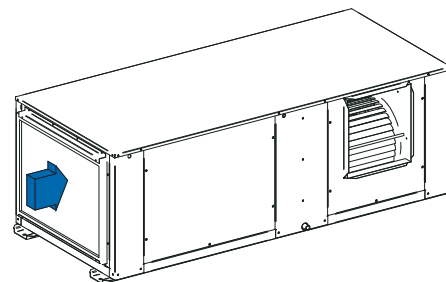


Fig.2 Retorno Lateral (L)